

April 12, 2024

Powered by



## TABLE OF CONTENTS

### ESG Risk Page 1

Measure of **financial risk** related to sustainability metrics.

### Impact Highlights Page 2

Measure of your investments' **sustainability impact footprint** at portfolio level.

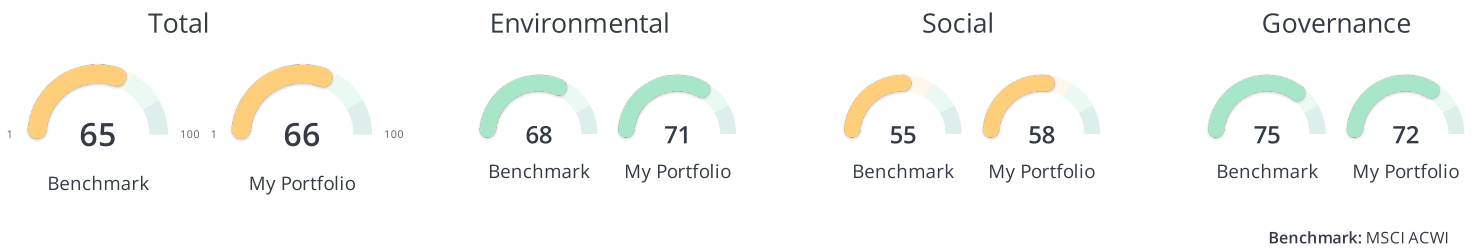
# ESG RISK REPORT

This report analyzes the ESG score of **ABCM Global Allocation** as of **April 12, 2024**. It shows all ESG scores for **ESG Risk Industry Consensus - High Relevance** scoring profile. Range from 1 (worst) to 100 (best).

## OVERVIEW

The ESG Risk scores assesses the financial materiality of a wide range of topics related to how the organizations operate. A company's score is calculated from the average of the Environmental, Social, and Governance scores, weighted based on the selected Scoring Profile.

Scores are calculated with **1,045** out of **1,114** organizations. Only organizations with at least 25% data relevance are included to calculate the total score. In the Best in Class method, the score of each company is calculated by comparing it to its industry peers.



## ESG RANKING BY SECURITIES

Scores are calculated using the Scoring Profile: **ESG Risk Industry Consensus - High Relevance**. Securities are ordered by total score. Only includes securities with >25% data relevance for the selected scoring profile.

### Top 5 Securities by score

Security	Portfolio weight	Security Type	Total ESG
Montsegur Croissance I	15.55 %	Fund	69 ●
MICROSOFT CORP	2.05 %	Equity	69 ●
iShares MSCI EM SRI UCI...	1.57 %	Fund	69 ●
MONTSEGUR DIVIDENDE...	13.60 %	Fund	68 ●
iShares MSCI Korea UCIT...	3.05 %	Fund	68 ●

### Bottom 5 Securites by score

Security	Portfolio weight	Security Type	Total ESG
THALES SA	2.41 %	Equity	57 ●
iShares Global Clean Ene...	3.35 %	Fund	60 ●
GAZTRANSPORT ET TEC...	1.86 %	Equity	61 ●
iShares MSCI Japan SRI ...	4.77 %	Fund	62 ●
Comgest Growth Americ...	6.69 %	Fund	64 ●

# IMPACT HIGHLIGHTS

Benchmark: MSCI ACWI\*

Investing €38,345,256 in ABCM Global Allocation is equivalent to...

Understand the impact footprint of your portfolio compared to the same amount invested in the index MSCI ACWI.

## CO2 emissions savings<sup>1</sup>

Data coverage is 97.2% on this portfolio



Savings equivalent to:  
**965**  
New York - London  
roundtrip flights  
(per passenger)

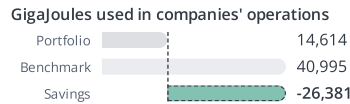


## Energy usage savings<sup>1</sup>

Data coverage is 97% on this portfolio



Savings equivalent to:  
**13,959**  
Light bulbs per  
year



## Water usage excess<sup>1</sup>

Data coverage is 96.1% on this portfolio



Excess equivalent to:  
**7,169**  
Households'  
consumption per  
month



## Waste generation savings<sup>1</sup>

Data coverage is 94.6% on this portfolio



Savings equivalent to:  
**6,510**  
Garbage cans

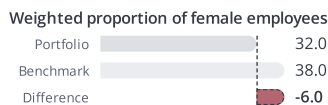


## Women employees difference

Data coverage is 93.5% on this portfolio



Difference (in %):  
**6.0**  
Female employees



## Job creation difference<sup>1</sup>

Data coverage is 96.3% on this portfolio



Difference (in %):  
**2.0**  
Job growth



\*: Allocations of all benchmarks are derived from ETFs

1: For this item, there is a large difference in data coverage between portfolio and benchmark (>15%), which means that the accuracy of the results may be limited

## DISCLAIMER

Copyright © 2023 Clarity AI. All rights reserved.

The information contained in this document is the property of Clarity AI Inc. and/or the provider of this document and their respective affiliates ("Provider"). This document may be used only for internal purposes by the intended recipient or as expressly authorized by the Provider. All other rights reserved.

Any and all warranties express or implied regarding this document are disclaimed to the extent allowed by law.

This document is provided for information purposes only and is not contractually binding. The information it contains has been obtained from the best sources but cannot be guaranteed. Sources: Montségur Finance, FactSet, Bloomberg, Clarity AI.

For further information, please refer to the DICI (Document d'Information Clé pour l'Investisseur) available on the [www.montsegurfinance.com](http://www.montsegurfinance.com) website.