

March 11, 2024

Powered by



## TABLE OF CONTENTS

### ESG Risk Page 1

Measure of **financial risk** related to sustainability metrics.

### Impact Highlights Page 2

Measure of your investments' **sustainability impact footprint** at portfolio level.

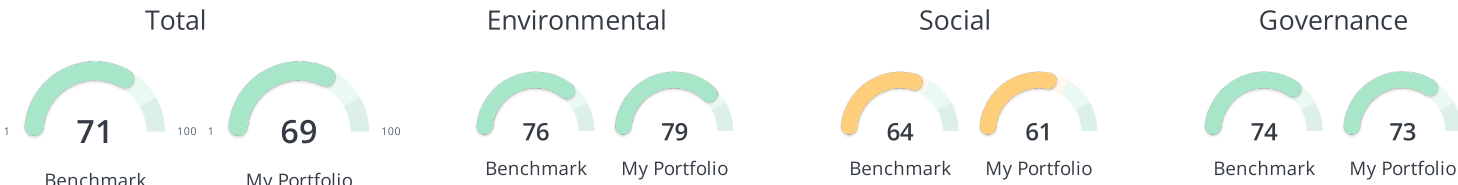
ESG RISK REPORT

This report analyzes the ESG score of Montségur Croissance as of March 11, 2024. It shows all ESG scores for ESG Risk Industry Consensus - High Relevance scoring profile. Range from 1 (worst) to 100 (best).

OVERVIEW

The ESG Risk scores assesses the financial materiality of a wide range of topics related to how the organizations operate. A company's score is calculated from the average of the Environmental, Social, and Governance scores, weighted based on the selected Scoring Profile.

Scores are calculated with 27 out of 27 organizations. Only organizations with at least 25% data relevance are included to calculate the total score. In the Best in Class method, the score of each company is calculated by comparing it to its industry peers.



Benchmark: EURO STOXX 50 INDEX (SX5E)

ESG RANKING BY SECURITIES

Scores are calculated using the Scoring Profile: ESG Risk Industry Consensus - High Relevance. Securities are ordered by total score. Only includes securities with >25% data relevance for the selected scoring profile.

Top 5 Securities by score

Security	Portfolio weight	Security Type	Total ESG
FERRARI NV	4.57 %	Equity	82
ASML HOLDING NV	6.47 %	Equity	81
LOGITECH INTERNATIONAL...	2.22 %	Equity	81
PANDORA A/S	1.54 %	Equity	81
SCHNEIDER ELECTRIC SE	3.53 %	Equity	77

Bottom 5 Securites by score

Security	Portfolio weight	Security Type	Total ESG
ESSILORLUXOTTICA	3.71 %	Equity	50
NOVO NORDISK A/S-B	7.28 %	Equity	56
ALTEN SA	2.10 %	Equity	56
SAFRAN SA	3.66 %	Equity	57
LEONARDO SPA	3.74 %	Equity	60

# IMPACT HIGHLIGHTS

Benchmark: EURO STOXX 50 INDEX (SX5E) \*

Investing \$63,750,659 in Montségur Croissance is equivalent to...

Understand the impact footprint of your portfolio compared to the same amount invested in the index EURO STOXX 50 INDEX (SX5E).

## CO2 emissions savings

Data coverage is 98.1% on this portfolio

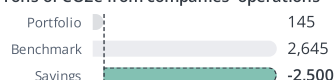


Savings equivalent to:

**2,637**

New York - London  
roundtrip flights  
(per passenger)

Tons of CO2e from companies' operations



## Energy usage savings

Data coverage is 98.1% on this portfolio




Savings equivalent to:

**16,667**

Light bulbs per  
year

Gigajoules used in companies' operations



## Water usage savings

Data coverage is 98.1% on this portfolio

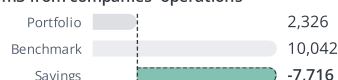


Savings equivalent to:

**535**

Households'  
consumption per  
month

m3 from companies' operations



## Waste generation savings

Data coverage is 93.2% on this portfolio

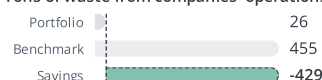


Savings equivalent to:

**17,140**


Garbage cans

Tons of waste from companies' operations



## Women employees difference

Data coverage is 98.1% on this portfolio




Difference (in %):

**2.0**

Female employees

Weighted proportion of female employees



## Job creation difference

Data coverage is 98.1% on this portfolio




Difference (in %):

**8.0**

Job growth

Growth in number of jobs



\*: Allocations of all benchmarks are derived from ETFs

# DISCLAIMER

Copyright © 2023 Clarity AI. All rights reserved.

The information contained in this document is the property of Clarity AI Inc. and/or the provider of this document and their respective affiliates ("Provider"). This document may be used only for internal purposes by the intended recipient or as expressly authorized by the Provider. All other rights reserved.

Any and all warranties express or implied regarding this document are disclaimed to the extent allowed by law.

This document is provided for information purposes only and is not contractually binding. The information it contains has been obtained from the best sources but cannot be guaranteed. Sources: Montségur Finance, FactSet, Bloomberg, Clarity AI.

For further information, please refer to the DICI (Document d'Information Clé pour l'Investisseur) available on the [www.montsegurfinance.com](http://www.montsegurfinance.com) website.